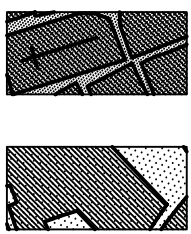


PERIMETRAZIONE VARIANTE P. di F.

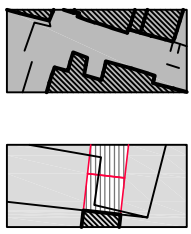
LEGENDA

●●●●●●●● LIMITE DEL CENTRO URBANO
..... LIMITE DI ZONA

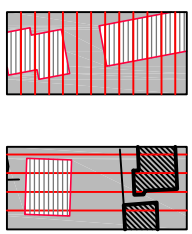
Z O N E



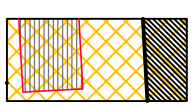
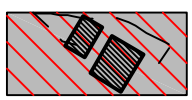
A PRIMITIVO NUCLEO URBANO
B RISANAMENTO RESIDENZIALE



B COMPLETAMENTO
-intensivo-storico
-semintensivo-consolidato
-di recente edificazione
-di programma



C ESPANSIONE INTENSIVA (Comparti e/o lotti d'intervento)
C ESPANSIONE ESTENSIVA (di completamento esterno)
D ESPANSIONE ESTERNA A BASSA DENSITA'



D INSEDIAMENTI ARTIGIANALI



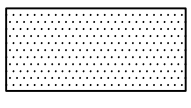
E ZONA AGRICOLA




VIABILITA' ESISTENTE



VIABILITA' DA RIORGANIZZARE



F ZONA A VERDE



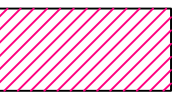
F ZONA DI RISPETTO E SALVAGUARGIA



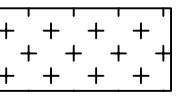
ZONA PER ATTREZZATURE SCOLASTICHE



ZONA PER ATTREZZATURE COLLETTIVE



F ZONA PER ATTREZZATURE RICETTIVE



F RISPETTO CIMITERIALE

